



# Lighting Calculation Study

NFPA 101, Life Safety Code, requires emergency lighting system performance as follows:Emergency lighting shall provide no less than an average of 1 footcandle, with no points less than 0.1 footcandle as measured at the floor while maintaining a max to min ratio of 40 to 1. The diagram provided is to assist in the design and layout of an emergency lighting system.All performance tests compiled by an independent testing laboratory. Thomas&Betts is not responsible for site-specific conditions that may alter the performance of the emergency lighting product.

DISCLAIMER: Calculations have been performed according to IESNA & CIE standards and goodpractice. Some differences between measured values and calculated results may occur due to tolerances in calculation methods, testing procedures, component performance, measurement techniques and field conditions such as voltage and temperature variations. Input data used to generate the attached calculations such as room dimensions, reflectances, furniture and architectural elements significantly affect the lightingcalculations. If the real environment conditions do not match the input data, differences will occur between measured values and calculated values.

**Project name : Piseo double mur collar**

**Prepared for: Kelley McAlpine**

**Filename: Piseo double mur collar.AGI**

**By : Peer Eric Moldvar**

**Units:**

**Date:12/23/2025**

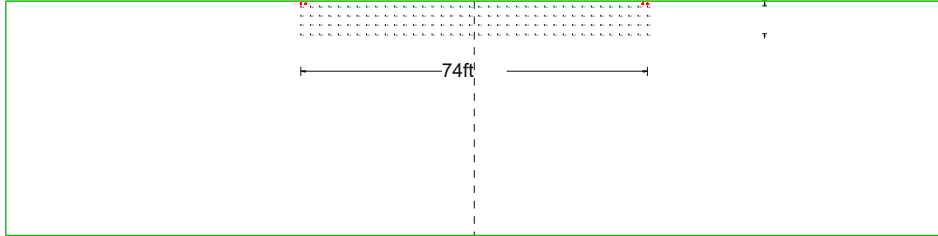
AGi32® Version 22.2.80

Total Time (Hrs.): 5.23

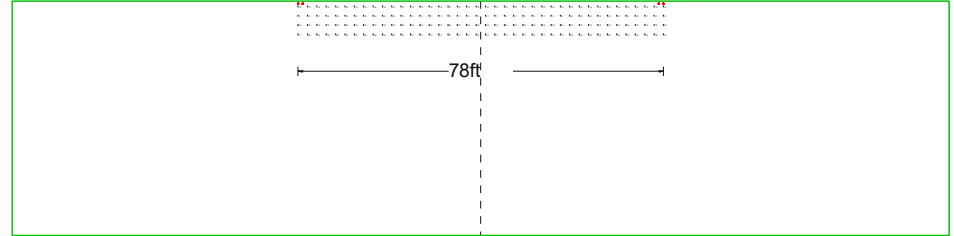


Luminaire Schedule							
Symbol	Qty	Label	Description	Lum. Lumens	Lum. Watts	LLF	Filename
⊕	24	R-LAB-2173-1 V1 - ABB - Module Egress puck 600mA-corr	E-LAB-2173-1	875	6.62	1.000	R-LAB-2173-1 V1 - ABB - Module Egress puck 600mA- corr.IES

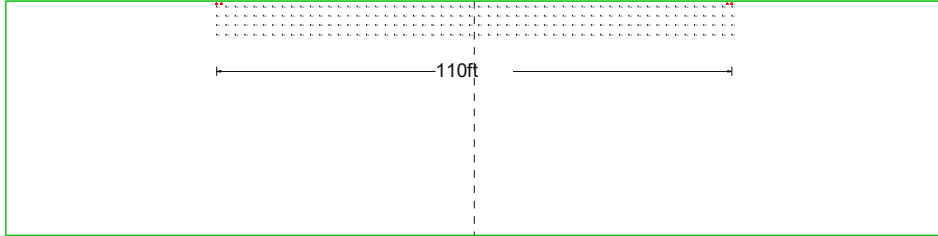
20ft mounting



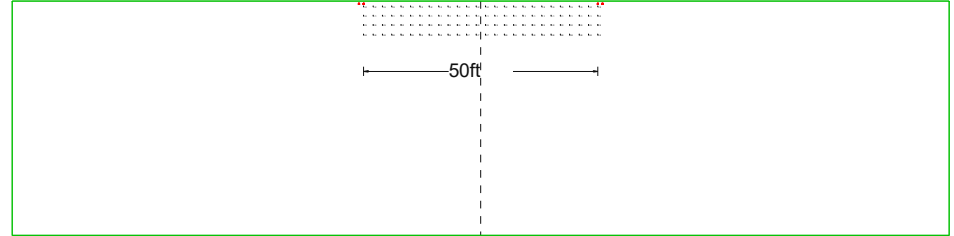
50ft mounting



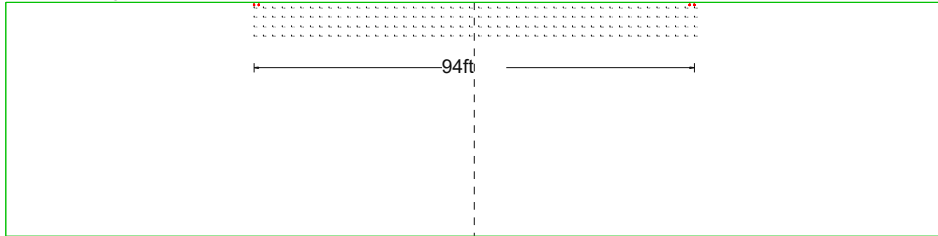
30ft mounting



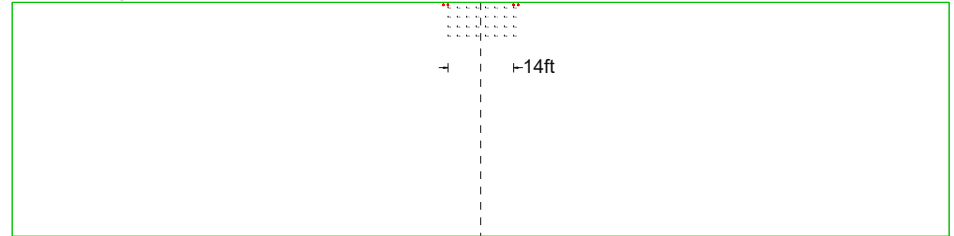
60ft mounting



40ft mounting



70ft mounting



Calculation Summary									
Label	CalcType	Units	Avg	Max	Min	Avg/Min	Max/Min	Grid Z	
20ft	Illuminance	Fc	1.69	6.8	0.2	8.45	34.00	0	
30ft	Illuminance	Fc	1.00	3.2	0.2	5.00	16.00	0	
40ft	Illuminance	Fc	1.01	1.8	0.5	2.02	3.60	0	
50ft	Illuminance	Fc	1.04	1.4	0.7	1.49	2.00	0	
60ft	Illuminance	Fc	1.01	1.3	0.7	1.44	1.86	0	
70ft	Illuminance	Fc	0.99	1.2	0.8	1.24	1.50	0	

Ceiling 70'  
Level on the floor  
Reflectances: 40-50-20

NFPA 101, Life Safety Code, requires emergency lighting system performance as follows: Emergency lighting shall provide no less than an average of 1 footcandle, with no points less than 0.1 footcandle as measured at the floor while maintaining a max to min ratio of 40 to 1. The diagram provided is to assist in the design and layout of an emergency lighting system. All performance tests compiled by an independent testing laboratory. Thomas&Betts is not responsible for site-specific conditions that may alter the performance of the emergency lighting product.

DISCLAIMER: Calculations have been performed according to IESNA & CIE standards and good practice. Some differences between measured values and calculated results may occur due to tolerances in calculation methods, testing procedures, component performance, measurement techniques and field conditions such as voltage and temperature variations. Input data used to generate the attached calculations such as room dimensions, reflectances, furniture and architectural elements significantly affect the lighting calculations. If the real environment conditions do not match the input data, differences will occur between measured values and calculated values.

Project name : Piseo double mur collar

Prepared for: Kelley McAlpine

Filename: Piseo double mur collar.AGI

By : Peer Eric Moldvar

Units:

Date: 12/23/2025

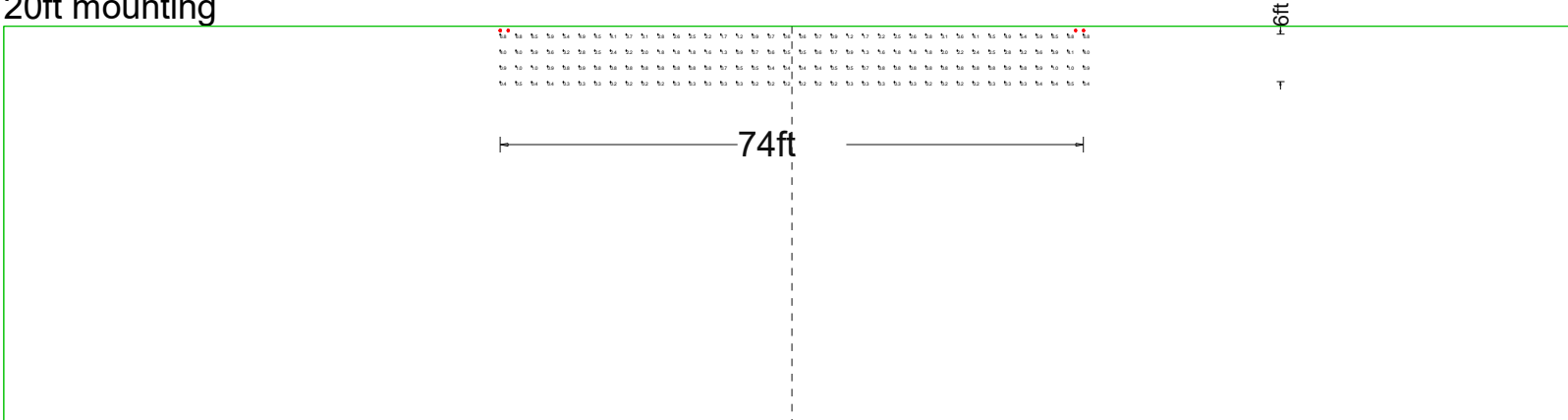
AGi32® Version 22.2.80

Total Time (Hrs.): 5.23

Page 2 of 11

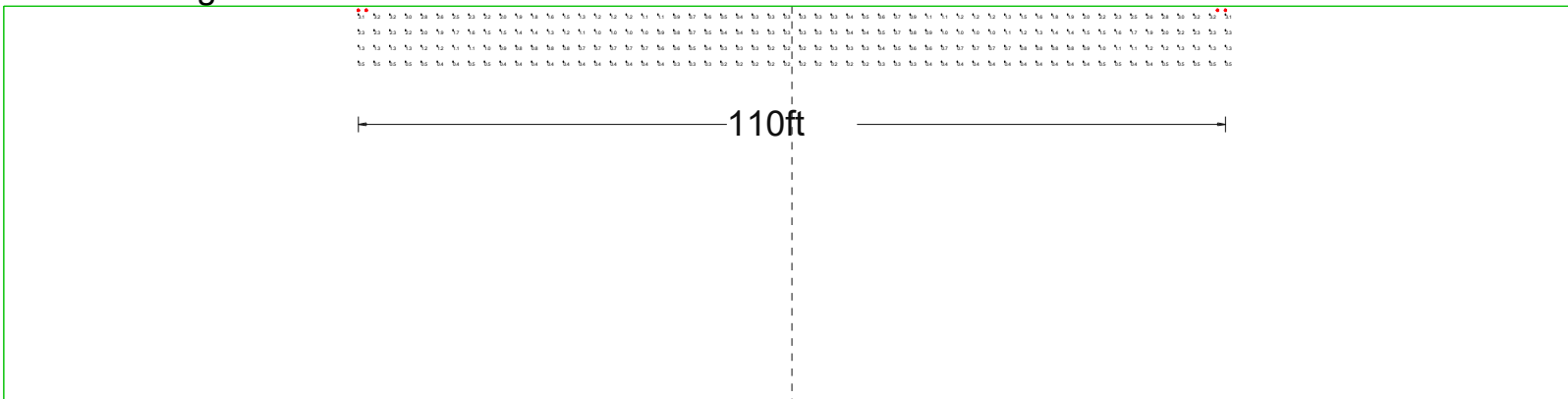


20ft mounting



50ft r

30ft mounting



60ft r

40ft mounting



70ft r

NFPA 101, Life Safety Code, requires emergency lighting system performance as follows: Emergency lighting shall provide no less than an average of 1 footcandle, with no points less than 0.1 footcandle as measured at the floor while maintaining a max to min ratio of 40 to 1. The diagram provided is to assist in the design and layout of an emergency lighting system. All performance tests compiled by an independent testing laboratory. Thomas&Betts is not responsible for site-specific conditions that may alter the performance of the emergency lighting product.

DISCLAIMER: Calculations have been performed according to IESNA & CIE standards and good practice. Some differences between measured values and calculated results may occur due to tolerances in calculation methods, testing procedures, component performance, measurement techniques and field conditions such as voltage and temperature variations. Input data used to generate the attached calculations such as room dimensions, reflectances, furniture and architectural elements significantly affect the lighting calculations. If the real environment conditions do not match the input data, differences will occur between measured values and calculated values.

Project name : Piseo double mur collar

Prepared for: Kelley McAlpine

Filename: Piseo double mur collar.AGI

By : Peer Eric Moldvar

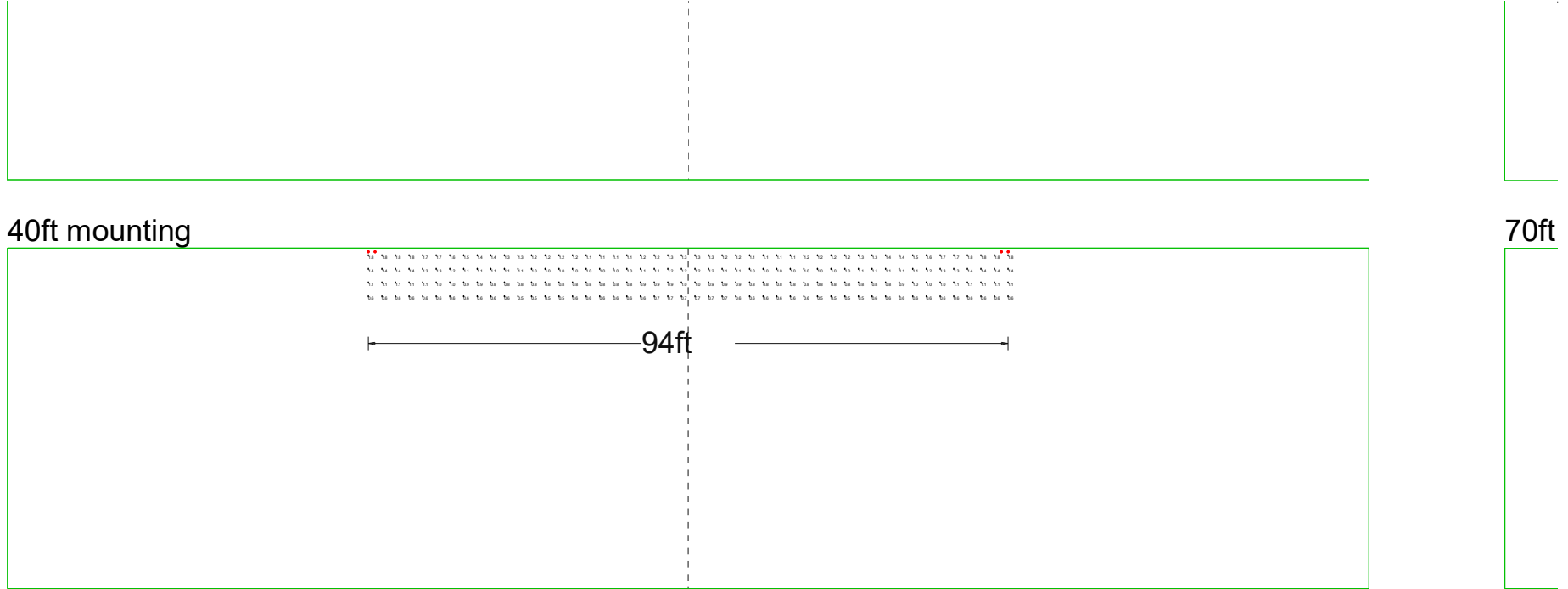
Units:

Date: 12/23/2025

AGI32® Version 22.2.80

Total Time (Hrs.): 5.23

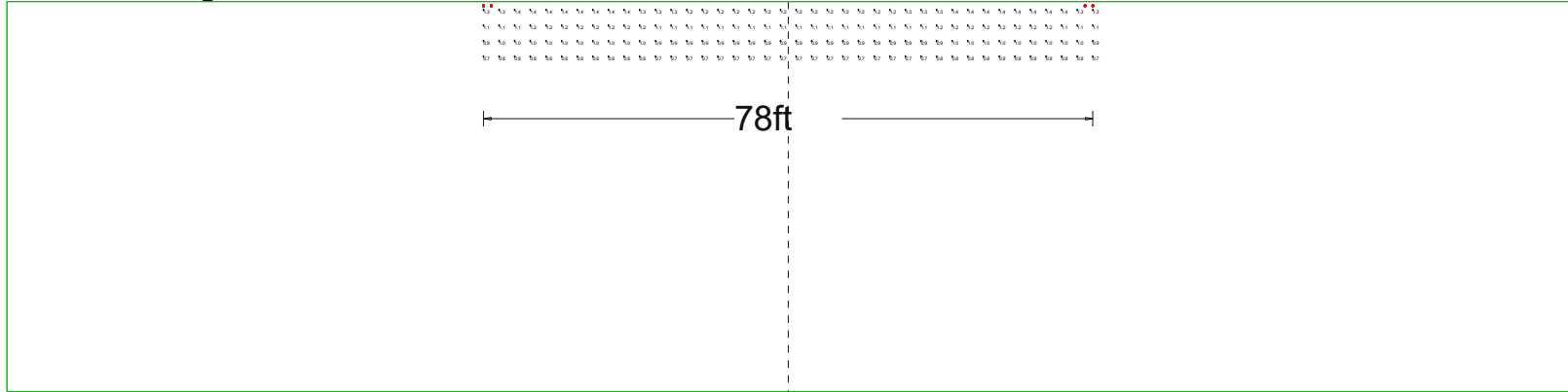
Page 3 of 11



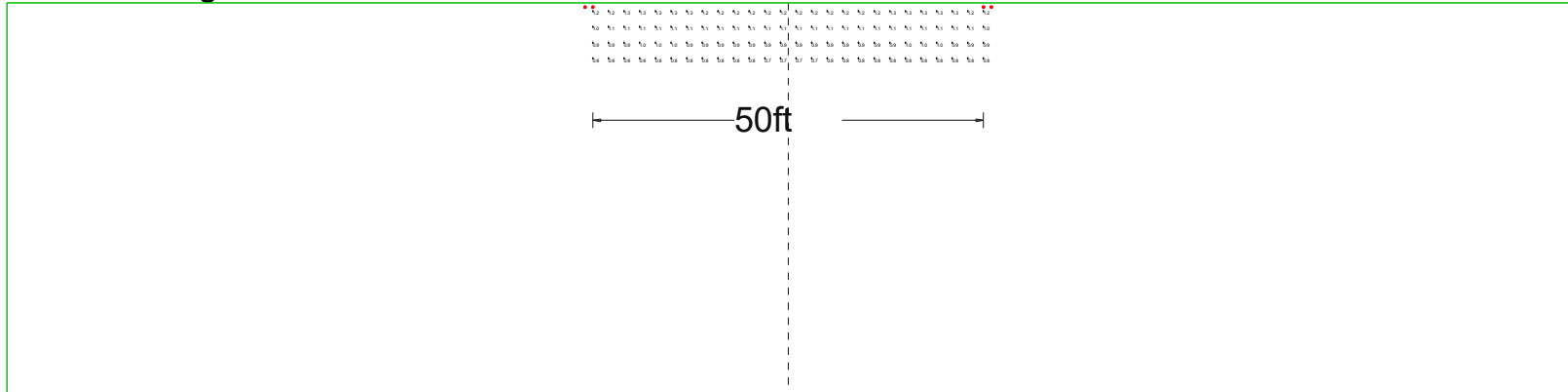
Calculation Summary						
Label	CalcType	Units	Avg	Max	Min	Avg/Min
20ft	Illuminance	Fc	1.69	6.8	0.2	8.45
30ft	Illuminance	Fc	1.00	3.2	0.2	5.00
40ft	Illuminance	Fc	1.01	1.8	0.5	2.02
50ft	Illuminance	Fc	1.04	1.4	0.7	1.49
60ft	Illuminance	Fc	1.01	1.3	0.7	1.44
70ft	Illuminance	Fc	0.99	1.2	0.8	1.24



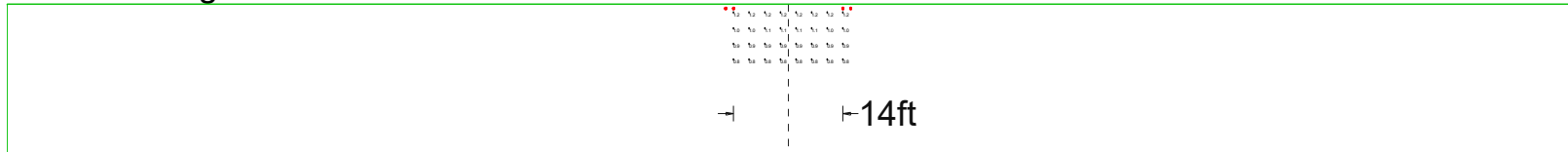
### 50ft mounting



### 60ft mounting



### 70ft mounting



NFPA 101, Life Safety Code, requires emergency lighting system performance as follows: Emergency lighting shall provide no less than an average of 1 footcandle, with no points less than 0.1 footcandle as measured at the floor while maintaining a max to min ratio of 40 to 1. The diagram provided is to assist in the design and layout of an emergency lighting system. All performance tests compiled by an independent testing laboratory. Thomas&Betts is not responsible for site-specific conditions that may alter the performance of the emergency lighting product.

DISCLAIMER: Calculations have been performed according to IESNA & CIE standards and good practice. Some differences between measured values and calculated results may occur due to tolerances in calculation methods, testing procedures, component performance, measurement techniques and field conditions such as voltage and temperature variations. Input data used to generate the attached calculations such as room dimensions, reflectances, furniture and architectural elements significantly affect the lighting calculations. If the real environment conditions do not match the input data, differences will occur between measured values and calculated values.

**Project name : Piseo double mur coller**

**Prepared for: Kelley McAlpine**

**Filename: Piseo double mur coller.AGI**

**By : Peer Eric Moldvar**

**Units:**

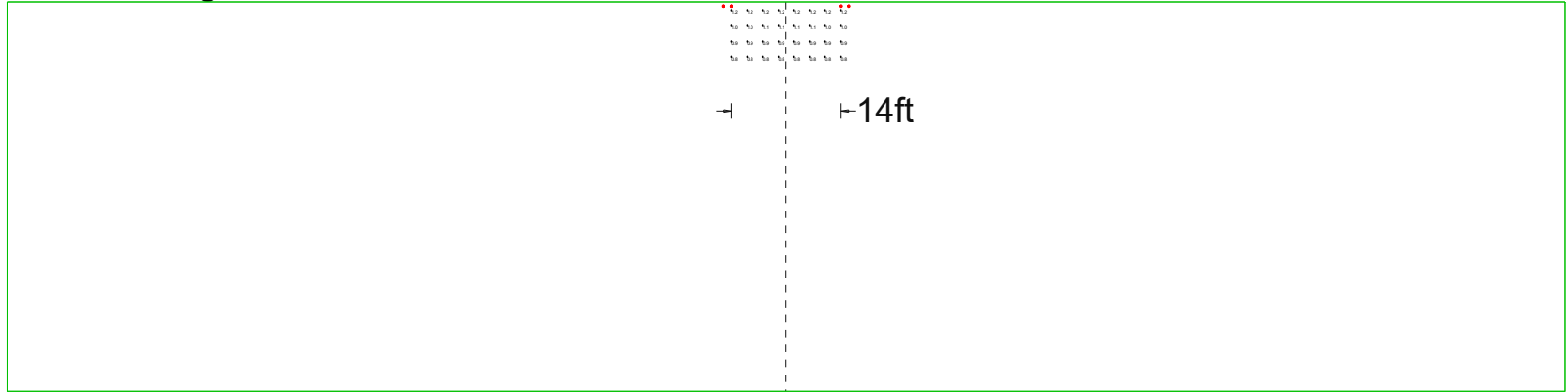
**Date: 12/23/2025**

AGi32® Version 22.2.80

Total Time (Hrs.): 5.23



70ft mounting



Min	Avg/Min	Max/Min	Grid Z
0.2	8.45	34.00	0
0.2	5.00	16.00	0
0.5	2.02	3.60	0
0.7	1.49	2.00	0
0.7	1.44	1.86	0
0.8	1.24	1.50	0

Ceiling 70'  
 Level on the floor  
 Reflectances: 40-50-20

NFPA 101, Life Safety Code, requires emergency lighting system performance as follows: Emergency lighting shall provide no less than an average of 1 footcandle, with no points less than 0.1 footcandle as measured at the floor while maintaining a max to min ratio of 40 to 1. The diagram provided is to assist in the design and layout of an emergency lighting system. All performance tests compiled by an independent testing laboratory. Thomas&Betts is not responsible for site-specific conditions that may alter the performance of the emergency lighting product.

DISCLAIMER: Calculations have been performed according to IESNA & CIE standards and good practice. Some differences between measured values and calculated results may occur due to tolerances in calculation methods, testing procedures, component performance, measurement techniques and field conditions such as voltage and temperature variations. Input data used to generate the attached calculations such as room dimensions, reflectances, furniture and architectural elements significantly affect the lighting calculations. If the real environment conditions do not match the input data, differences will occur between measured values and calculated values.

Project name : Piseo double mur collar

Prepared for: Kelley McAlpine

Filename: Piseo double mur collar.AGI

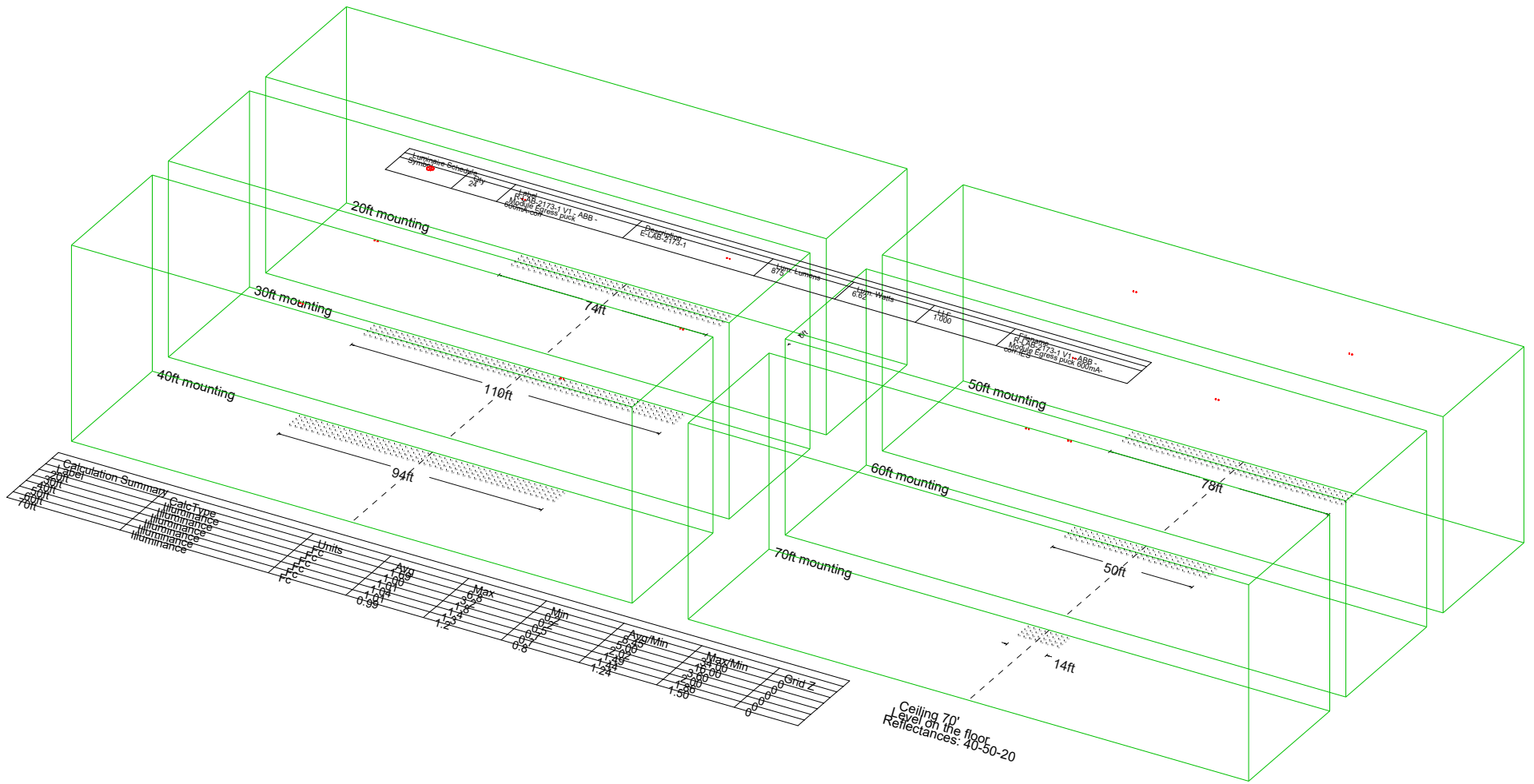
By : Peer Eric Moldvar

Units:

Date: 12/23/2025

AGI32® Version 22.2.80

Total Time (Hrs.): 5.23



NFPA 101, Life Safety Code, requires emergency lighting system performance as follows: Emergency lighting shall provide no less than an average of 1 footcandle, with no points less than 0.1 footcandle as measured at the floor while maintaining a max to min ratio of 40 to 1. The diagram provided is to assist in the design and layout of an emergency lighting system. All performance tests compiled by an independent testing laboratory. Thomas&Betts is not responsible for site-specific conditions that may alter the performance of the emergency lighting product.

DISCLAIMER: Calculations have been performed according to IESNA & CIE standards and good practice. Some differences between measured values and calculated results may occur due to tolerances in calculation methods, testing procedures, component performance, measurement techniques and field conditions such as voltage and temperature variations. Input data used to generate the attached calculations such as room dimensions, reflectances, furniture and architectural elements significantly affect the lighting calculations. If the real environment conditions do not match the input data, differences will occur between measured values and calculated values.

Project name : Piseo double mur collar

Prepared for: Kelley McAlpine

Filename: Piseo double mur collar.AGI

By : Peer Eric Moldvar

Units:

Date: 12/23/2025

AGi32® Version 22.2.80

Total Time (Hrs.): 5.23

Page 7 of 11



# Results summary

Luminaire Schedule								
Symbol	Qty	Label	Description	Lum. Lumens	LLF	Lum. Watts	Filename	Mounting Height
⊕	24	R-LAB-2173-1 V1 - ABB - Module Egress puck 600mA-corr	E-LAB-2173-1	875	1.000	6.62	R-LAB-2173-1 V1 - ABB - Module Egress puck 600mA-corr.IES	20, 30, 40, 50, 60, 70

Calculation Summary							
Label	CalcType	Units	Avg	Max	Min	Avg/Min	Max/Min
20ft	Illuminance	Fc	1.69	6.8	0.2	8.45	34.00
30ft	Illuminance	Fc	1.00	3.2	0.2	5.00	16.00
40ft	Illuminance	Fc	1.01	1.8	0.5	2.02	3.60
50ft	Illuminance	Fc	1.04	1.4	0.7	1.49	2.00
60ft	Illuminance	Fc	1.01	1.3	0.7	1.44	1.86
70ft	Illuminance	Fc	0.99	1.2	0.8	1.24	1.50

NFPA 101, Life Safety Code, requires emergency lighting system performance as follows:Emergency lighting shall provide no less than an average of 1 footcandle, with no points less than 0.1 footcandle as measured at the floor while maintaining a max to min ratio of 40 to 1. The diagram provided is to assist in the design and layout of an emergency lighting system.All performance tests compiled by an independent testing laboratory. Thomas&Betts is not responsible for site-specific conditions that may alter the performance of the emergency lighting product.

DISCLAIMER: Calculations have been performed according to IESNA & CIE standards and goodpractice. Some differences between measured values and calculated results may occur due to tolerances in calculation methods, testing procedures, component performance, measurement techniques and field conditions such as voltage and temperature variations. Input data used to generate the attached calculations such as room dimensions, reflectances, furniture and architectural elements significantly affect the lightingcalculations. If the real environment conditions do not match the input data, differences will occur between measured values and calculated values.

**Project name : Piseo double mur collar**

**Prepared for: Kelley McAlpine**

**Filename: Piseo double mur collar.AGI**


**By : Peer Eric Moldvar**

**Units:**

**Date:12/23/2025**

AGi32® Version 22.2.80

Total Time (Hrs.): 5.23



NFPA 101, Life Safety Code, requires emergency lighting system performance as follows: Emergency lighting shall provide no less than an average of 1 footcandle, with no points less than 0.1 footcandle as measured at the floor while maintaining a max to min ratio of 40 to 1. The diagram provided is to assist in the design and layout of an emergency lighting system. All performance tests compiled by an independent testing laboratory. Thomas&Betts is not responsible for site-specific conditions that may alter the performance of the emergency lighting product.

DISCLAIMER: Calculations have been performed according to IESNA & CIE standards and good practice. Some differences between measured values and calculated results may occur due to tolerances in calculation methods, testing procedures, component performance, measurement techniques and field conditions such as voltage and temperature variations. Input data used to generate the attached calculations such as room dimensions, reflectances, furniture and architectural elements significantly affect the lighting calculations. If the real environment conditions do not match the input data, differences will occur between measured values and calculated values.

Project name : Piseo double mur collar

Prepared for: Kelley McAlpine

Filename: Piseo double mur collar.AGI

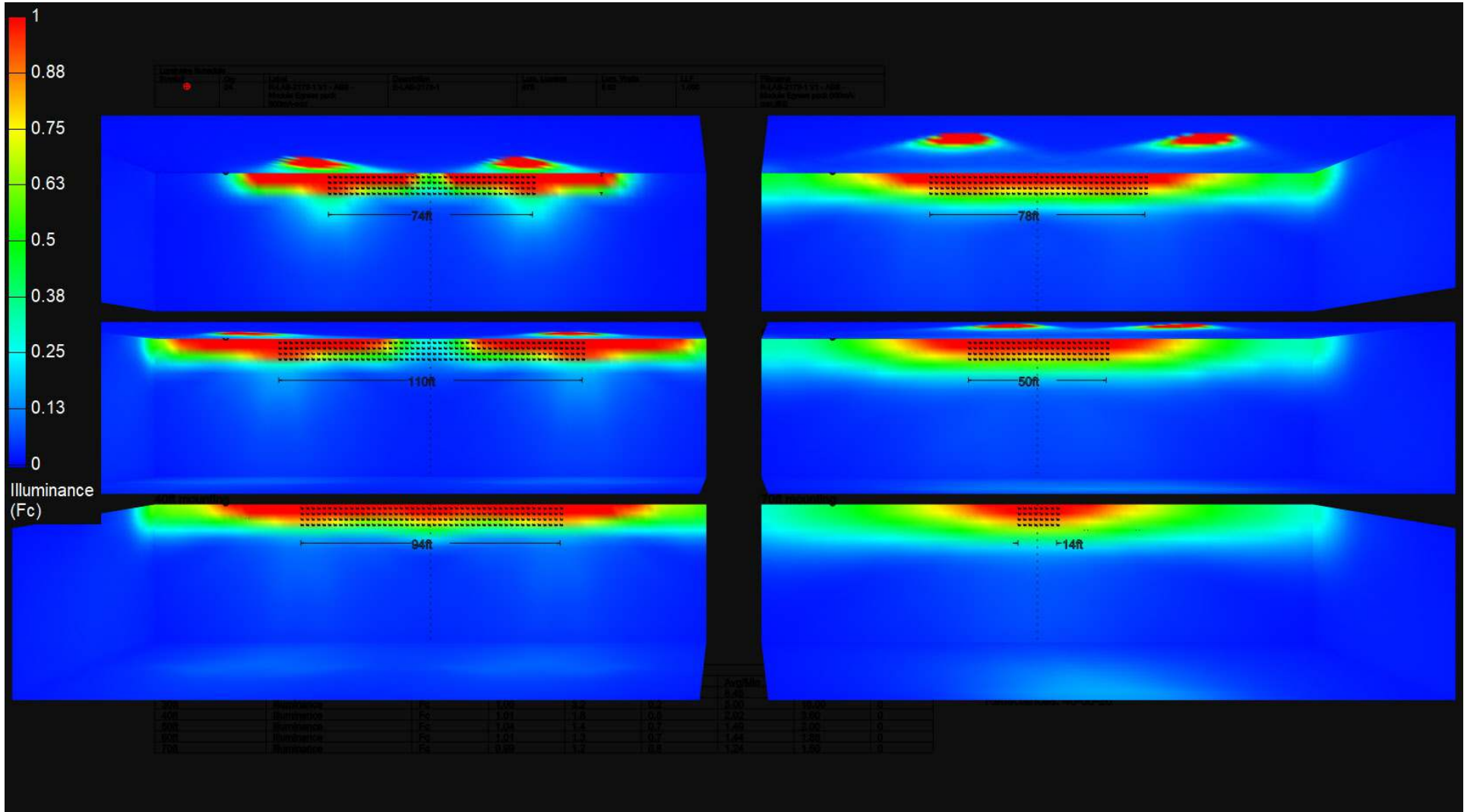
By : Peer Eric Moldvar

Units:

Date: 12/23/2025

AGi32® Version 22.2.80

Total Time (Hrs.): 5.23



NFPA 101, Life Safety Code, requires emergency lighting system performance as follows: Emergency lighting shall provide no less than an average of 1 footcandle, with no points less than 0.1 footcandle as measured at the floor while maintaining a max to min ratio of 40 to 1. The diagram provided is to assist in the design and layout of an emergency lighting system. All performance tests compiled by an independent testing laboratory. Thomas&Betts is not responsible for site-specific conditions that may alter the performance of the emergency lighting product.

DISCLAIMER: Calculations have been performed according to IESNA & CIE standards and good practice. Some differences between measured values and calculated results may occur due to tolerances in calculation methods, testing procedures, component performance, measurement techniques and field conditions such as voltage and temperature variations. Input data used to generate the attached calculations such as room dimensions, reflectances, furniture and architectural elements significantly affect the lighting calculations. If the real environment conditions do not match the input data, differences will occur between measured values and calculated values.

Project name : Piseo double mur collar

Prepared for: Kelley McAlpine

Filename: Piseo double mur collar.AGI

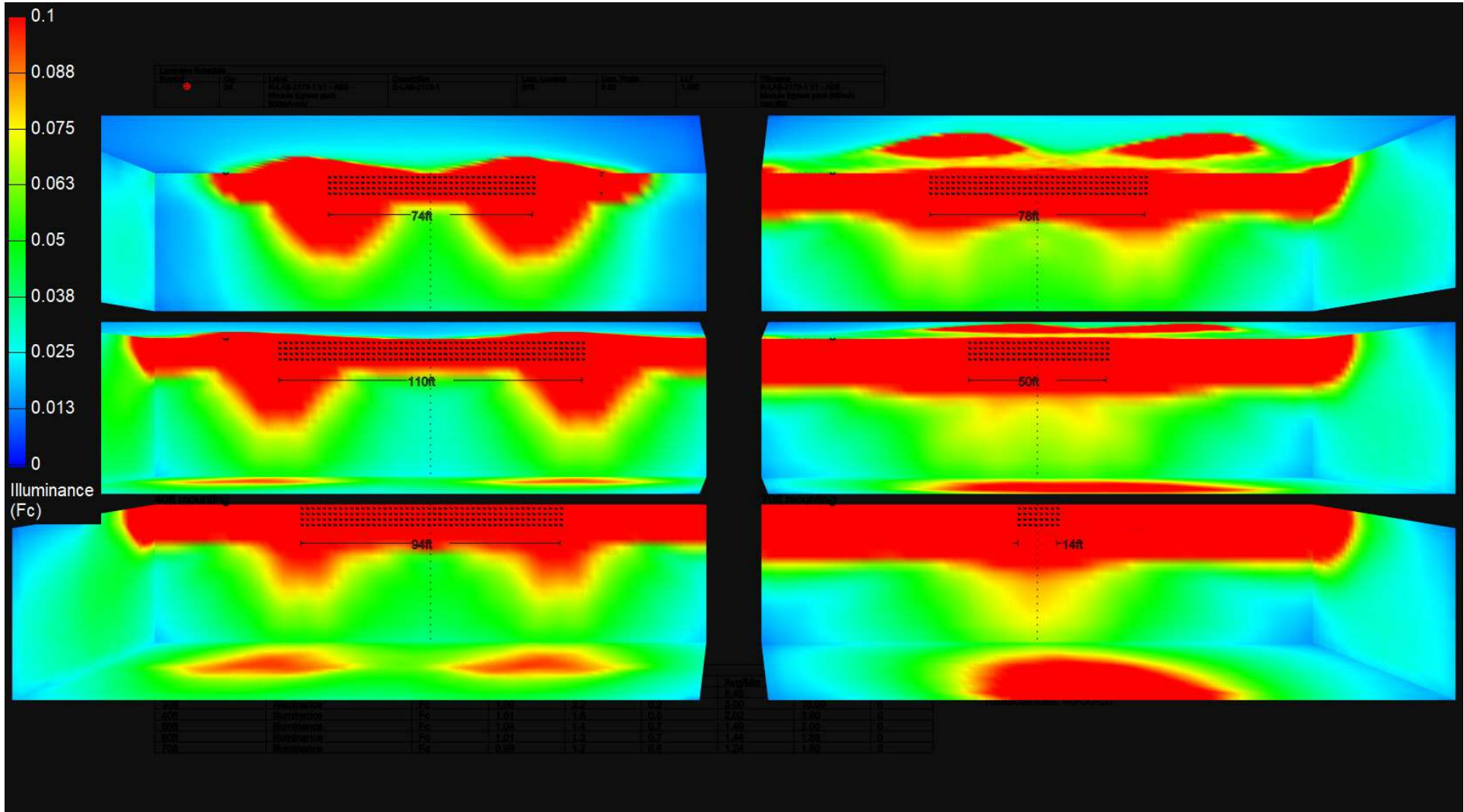
By : Peer Eric Moldvar

Units:

Date: 12/23/2025

AGi32® Version 22.2.80

Total Time (Hrs.): 5.23



NFPA 101, Life Safety Code, requires emergency lighting system performance as follows: Emergency lighting shall provide no less than an average of 1 footcandle, with no points less than 0.1 footcandle as measured at the floor while maintaining a max to min ratio of 40 to 1. The diagram provided is to assist in the design and layout of an emergency lighting system. All performance tests compiled by an independent testing laboratory. Thomas&Betts is not responsible for site-specific conditions that may alter the performance of the emergency lighting product.

DISCLAIMER: Calculations have been performed according to IESNA & CIE standards and good practice. Some differences between measured values and calculated results may occur due to tolerances in calculation methods, testing procedures, component performance, measurement techniques and field conditions such as voltage and temperature variations. Input data used to generate the attached calculations such as room dimensions, reflectances, furniture and architectural elements significantly affect the lighting calculations. If the real environment conditions do not match the input data, differences will occur between measured values and calculated values.

**Project name : Piseo double mur collar**

**Prepared for: Kelley McAlpine**

**Filename: Piseo double mur collar.AGI**

**By : Peer Eric Moldvar**

**Units:**

**Date: 12/23/2025**

AGi32® Version 22.2.80

Total Time (Hrs.): 5.23